

JUNCHENG
MEDICAL

JUNCHENG MEDICAL

PRODUCT MANUAL

骏诚医疗科技 | 产品手册

www.zsjunchengcare.com



TEL 电话 760-2282 8895 FAX 传真 760-2222 2575 E-MAIL 邮箱 admin@zsjuncheng.cn

ADD No.6 Anzhao Street, Zhennan Road, Dongsheng Town, Zhongshan, Guangdong, China (528414)

地址 广东省中山市东升镇镇南路安兆街6号

Manufacturer 制造厂商:  中山骏诚医疗科技有限公司
ZHONGSHAN JUNCHENG MEDICAL TECHNOLOGY CO.,LTD.

Sub-brand 旗下品牌:  OUKONDA® 欧康达  homease

 中山骏诚医疗科技有限公司
ZHONGSHAN JUNCHENG MEDICAL TECHNOLOGY CO.,LTD.

JUNCHENG
MEDICAL

CONTENT

目录

公司介绍 COMPANY INTRODUCTION / 01

医疗护理床系列 HOSPITAL BED SERIES / 03

电动病床 ELECTRIC BED / 05

手动病床 MANUAL BED / 13

家居床 HOMECARE BED / 17

康复系列 REHABILITATION SERIES / 19

助行器 WALKER / 20

洗澡椅 BATH CHAIR / 21

马桶椅 COMMODE CHAIR / 22

转运移位系列 TRANSFERRING SERIES / 24

推车系列 CART SERIES / 28

医院配套系列 HOSPITAL MATCHING SERIES / 26

配件系列 ACCESSORIES SERIES / 32

>
JUN
CHENG

MEDICAL
TECHNOLOGY

>



品质以人为本 科技以民为先

People-oriented Quality and Technology

▽ 骏诚厂区车间实景图

▽ 骏诚厂区办公楼实景图



骏诚 用实力成就价值 Strength Achieves Value

中山骏诚医疗科技有限公司成立于2009年，位于的伟人故乡—中山市，多年致力于医疗康复器械产品的开发、生产及销售为一体的企业。骏诚公司产品总类丰富，现有家居护理床及医疗护理床、助行器、洗澡椅、拐杖、马桶椅等产品；近年，骏诚已成功转型到以医疗护理床为主，辅助器械为辅作为公司产品导向。公司凭着极强产品质量和市场竞争能力，多年产品主要销往欧洲、美洲、中东、东南亚以及澳洲等，一致赢得客户的信赖。公司先后通过了ISO13485 2016医疗器械质量体系认证、ISO9001 2015质量体系认证、欧洲CE认证以及美国FDA认证。公司凭借多年的管理经验，坚持以人为本、开拓创新、永续经营的经营宗旨，积极有效地推动现代化企业管理，以适应市场的快速变化。骏诚将一如既往的立足国内市场，迈步国际市场，坚持不懈地为人类的健康事业做贡献。



ZhongShan JunCheng Medical Technology Co.,Ltd is established in 2009, located in ZhongShan City. JunCheng is a development, production and sales integral corporation who has focused on medical rehabilitation products over 15 years. There are various product categories for JunCheng, given homecare bed, hospital bed, walker, shower bench, walking stick and commode, etc. More important, JunCheng has successfully transformed into specialized corporation who mainly focus on hospital bed and homecare bed as the company's product orientation. JunCheng has sold to Europe, America, Middle east, Southeast Asia and Australia by years of management experience and unique market competitiveness over 15 years. JunCheng has passed ISO13485 2016, ISO9001 2015, CE and FDA certificates; and always holds the philosophy: people oriented, Innovation, Sustainable operation; to adapt the market repaid innovation, JunCheng has been making efforts to promote modern business administration. JunCheng will step forward to international market and make a contribution to human health as always.

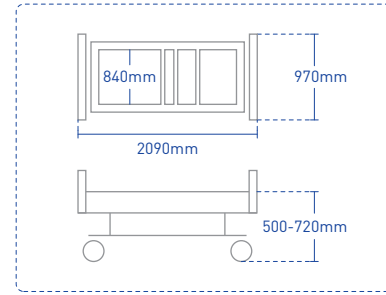
HOSPITAL BED SERIES
—
医疗护理床系列



ELECTRIC BED 电动病床

JC-E5001PZ

⑤ FIVE FUNCTIONS ELECTRIC BED
电动五功能护理床



-  Back Section Up / Down
背部升降
-  Knee Section Up / Down
腿部升降
-  Whole Bed Up / Down
整体升降
-  Back & Knee Up/down Simultaneously
背腿连动升降
-  Trendelenburg And Reverse Trendelenburg
前后倾斜

主要功能

- 背部升降
- 腿部升降
- 整床升降
- 背腿连动升降
- 整床前后倾斜

产品参数

- 产品规格: L2090 × W970 × H500mm
- 背部倾斜: 75° (±5°)
- 腿部倾斜: 40° (±5°)
- 可调节高度: 460-720mm
- 前后倾斜: ≥12°
- 包装尺寸: 2020 × 980 × 500mm

标准配置

- 高级医疗电机四个, 控制盒一个, 控制手柄一个
- 中控刹车系统, 豪华中控轮四个
- 塑料床头尾板一对
- PP护栏一套
- 引流挂钩四个, 铝制输液架一支

可选配置

- 床垫
- 床头柜
- 餐桌板
- 陪护椅
- 移动餐桌

Main Functions

- Back section up/down
- Knee section up/down
- Whole bed up/down
- Back & Knee up/down simultaneously
- Forward-rearward tilting

Related Parameters

- Dimension: L2170 × W980 × H460mm
- Back Rest Tilting: 75° (±5°)
- Knee Board Tilting: 40° (±5°)
- Adjusted Height: 460-720mm
- Reverse And Trendelenburg: ≥12°
- Packing Size: 2020 × 980 × 500mm

Standard Configuration

- 4pcs advanced medical actuators, 1pc control box, 1pc handset
- Central-controlled brake system and 4pcs luxurious castors
- 1pair plastic head/foot boards
- 1pair PP side rails
- 4pcs urine hooks; 1pc aluminum I.V pole

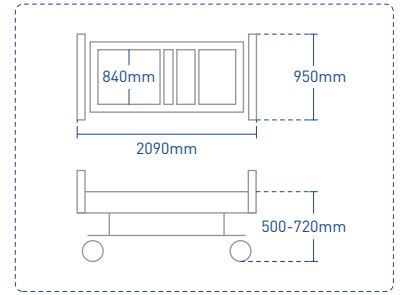
Optionals

- Mattress
- Bedside cabinet
- Table plate
- Accompany chair
- Mobile dining table

ELECTRIC BED 电动病床

JC-E5002LZ

⑤ FIVE FUNCTIONS ELECTRIC BED
电动五功能护理床



-  Back Section Up / Down
背部升降
-  Knee Section Up / Down
腿部升降
-  Whole Bed Up / Down
整体升降
-  Back & Knee Up/down Simultaneously
背腿连动升降
-  Trendelenburg And Reverse Trendelenburg
前后倾斜

主要功能

- 背部升降
- 腿部升降
- 整床升降
- 背腿连动升降
- 整床前后倾斜

产品参数

- 产品规格: L2090 × W950 × H500mm (±10mm)
- 背部倾斜: 75° (±5°)
- 腿部倾斜: 40° (±5°)
- 可调节高度: 460-720mm (±10mm)
- 前后倾斜: ≥12°
- 包装尺寸: 2060 × 930 × 460mm

标准配置

- 高级医疗电机四个, 控制手柄一个
- 双面中控轮四个
- 左右刹车脚踏两个
- 弯曲铁制护栏一套
- PP吹塑床头尾板一套
- 不锈钢输液架一支

可选配置

- 床垫
- 床头柜
- 餐桌板
- 陪护椅
- 移动餐桌

Main Functions

- Back section up/down
- Knee section up/down
- Whole bed up/down
- Back & Knee up/down simultaneously
- Forward-rearward tilting

Related Parameters

- Dimension: L2170 × W960 × H460mm (±10mm)
- Back Rest Tilting: 75° (±5°)
- Knee Board Tilting: 40° (±5°)
- Adjusted Height: 460-780mm (±10)
- Reverse And Trendelenburg: ≥12°
- Packing Size: 2060 × 930 × 460mm

Standard Configuration

- 4PCS advanced medical actuators, 1PC handset
- 4PCS center-controlled casters
- 2PCS plastic center-controlled brake system
- 1 set PP head/foot boards
- 1 set curved steel side rails
- 1PC S.S. I.V. pole

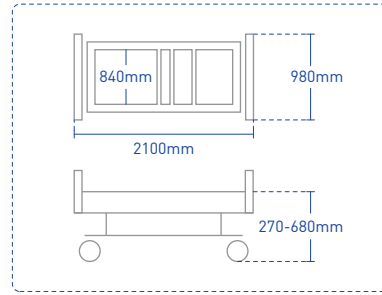
Optionals

- Mattress
- Bedside cabinet
- Table plate
- Accompany chair
- Mobile dining table

ELECTRIC BED 电动病床

JC-E3001LN-CD

THREE FUNCTIONS ELECTRIC LOW BED
电动三功能超低床



Back Section Up / Down
背部升降



Knee Section Up / Down
腿部升降



Whole Bed Up / Down
整体升降

主要功能

- 背部升降
- 腿部升降
- 整体升降

产品参数

- 产品规格: L2100 × W980 × H270mm
- 背部倾斜: 75° (±5°)
- 腿部倾斜: 40° (±5°)
- 可调节高度: 270-680mm
- 包装尺寸: 2020 × 950 × 290mm

标准配置

- 高级医疗电机三个, 控制盒一个, 控制手柄一个
- 豪华面包轮四个
- 塑料床头尾板一对
- 铝合金护栏一对
- 引流挂钩四个, 铝制输液架一支"

可选配置

- 床垫
- 床头柜
- 餐桌板
- 陪护椅
- 移动餐桌

Main Functions

- Back section up/down
- Knee section up/down
- Whole bed up/down

Related Parameters

- Dimension: L2100 × W980 × H270mm
- Back Rest Tilting: 75° (±5°)
- Knee Board Tilting: 40° (±5°)
- Adjusted Height: 270-680mm
- Packing Size: 2020 × 950 × 290mm

Standard Configuration

- 3pcs advanced medical actuators, 1pc control box, 1pc handset
- 4pcs luxurious castors
- 1pair plastic head/foot boards
- 1pair Aluminum side rails
- 4pcs urine hooks; 1pc aluminum I.V pole

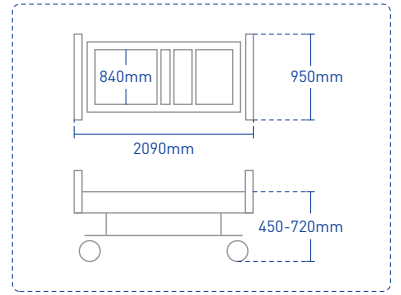
Optionals

- Mattress
- Bedside cabinet
- Table plate
- Accompany chair
- Mobile dining table

ELECTRIC BED 电动病床

JC-E3002LN

THREE FUNCTIONS ELECTRIC BED
电动三功能护理床



Back Section Up / Down
背部升降



Knee Section Up / Down
腿部升降



Whole Bed Up / Down
整体升降

主要功能

- 背部升降
- 腿部升降
- 整体升降

产品参数

- 产品规格: L2090 × W950 × H450mm
- 背部倾斜: 75° (±5°)
- 腿部倾斜: 40° (±5°)
- 可调节高度: 430-720mm
- 包装尺寸: 2080 × 950 × 450mm

标准配置

- 高级医疗电机三个, 控制盒一个, 控制手柄一个
- 豪华面包轮四个
- 塑料床头尾板一对
- 铝合金护栏一对
- 引流挂钩四个, 铝制输液架一支

可选配置

- 床垫
- 床头柜
- 餐桌板
- 陪护椅
- 移动餐桌

Main Functions

- Back section up/down
- Knee section up/down
- Whole bed up/down

Related Parameters

- Dimension: L2170 × W980 × H430mm
- Back Rest Tilting: 75° (±5°)
- Knee Board Tilting: 40° (±5°)
- Adjusted Height: 430-720mm
- Packing Size: 2080 × 950 × 450mm

Standard Configuration

- 3pcs advanced medical actuators, 1pc control box, 1pc handset.
- 4pcs luxurious castors
- 1pair plastic head/foot boards
- 1pair aluminum side rails
- 4pcs urine hooks; 1pc aluminum I.V pole

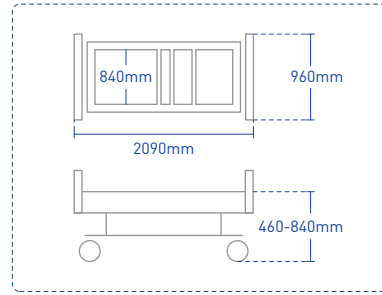
Optionals

- Mattress
- Bedside cabinet
- Table plate
- Accompany chair
- Mobile dining table

ELECTRIC BED 电动病床

JC-E3003PN

THREE FUNCTIONS ELECTRIC BED
电动三功能护理床



Back Section Up / Down
背部升降



Knee Section Up / Down
腿部升降



Whole Bed Up / Down
整体升降



Back & Knee Up/down Simultaneously
背腿连动升降

主要功能

- 背部升降
- 腿部升降
- 整床升降
- 背腿连动升降

产品参数

- 产品规格: L2090 × W960 × H460mm (±10mm)
- 背部倾斜: 75° (±5°)
- 腿部倾斜: 40° (±5°)
- 可调节高度: 430-840mm (±10mm)
- 包装尺寸: 2080 × 960 × 450mm

标准配置

- 高级医疗电机三个, 控制手柄一个
- 豪华面包轮四个
- PP吹塑床头尾板
- 欧式PP护栏一套
- 不锈钢输液架一支

可选配置

- 床垫
- 床头柜
- 餐桌板
- 陪护椅
- 移动餐桌

Main Functions

- Back section up/down
- Knee section up/down
- Whole bed up/down
- Back & Knee up/down simultaneously

Related Parameters

- Dimension: L2170 × W1030 × H430mm (±10mm)
- Back Tilting: 75° (±5°)
- Knee Board Tilting: 40° (±5°)
- Adjusted Height: 430-840mm (±10mm)
- Packing Size: 2080 × 960 × 450mm

Standard Configuration

- 3PCS advanced medical actuators, 1PC handset
- 4PCS luxurious casters
- 1 set PP head/foot boards
- 1 set PP side rails
- 1PC S.S. I.V. pole

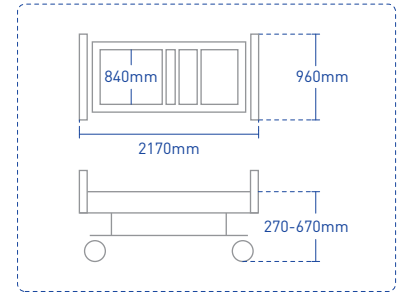
Optionals

- Mattress
- Bedside cabinet
- Table plate
- Accompany chair
- Mobile dining table

ELECTRIC BED 电动病床

JC-E3006LN-CD

THREE FUNCTIONS ELECTRIC LOW BED
电动三功能超低床



Back Section Up / Down
背部升降



Knee Section Up / Down
腿部升降



Whole Bed Up / Down
整体升降



Back & Knee Up/down Simultaneously
背腿连动升降

主要功能

- 背部升降
- 腿部升降
- 整床升降
- 背腿连动升降

产品参数

- 产品规格: L2170 × W960 × H270mm (±10mm)
- 背部倾斜: 75° (±5°)
- 腿部倾斜: 40° (±5°)
- 可调节高度: 270-670mm (±10mm)
- 包装尺寸: 2080 × 950 × 290mm

标准配置

- 高级医疗电机三个, 控制手柄一个
- 豪华面包轮四个
- PP吹塑床头尾板
- 弯曲铁制护栏一套
- 不锈钢输液架一支

可选配置

- 床垫
- 床头柜
- 餐桌板
- 陪护椅
- 移动餐桌

Main Functions

- Back section up/down
- Knee section up/down
- Whole bed up/down
- Back & Knee up/down simultaneously

Related Parameters

- Dimension: L2170 × W960 × H270mm (±10mm)
- Back Tilting: 75° (±5°)
- Knee Board Tilting: 40° (±5°)
- Adjusted Height: 270-670mm (±10mm)
- Packing Size: 2080 × 950 × 290mm

Standard Configuration

- 3PCS advanced medical actuators, 1PC handset
- 4PCS luxurious casters
- 1 set PP head/foot boards
- 1 set curved steel side rails
- 1PC S.S. I.V. pole

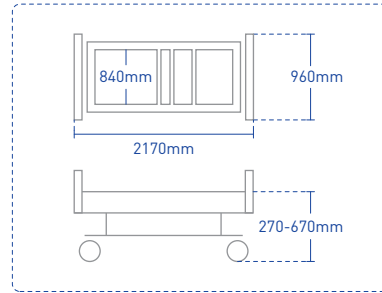
Optionals

- Mattress
- Bedside cabinet
- Table plate
- Accompany chair
- Mobile dining table

ELECTRIC BED 电动病床

JC-E3007LN-CD

THREE FUNCTIONS MANUAL/ELECTRIC INTEGRATED LOW BED
手电一体三功能超低护理床



- Back Section Up / Down 背部升降
- Knee Section Up / Down 腿部升降
- Whole Bed Up / Down 整体升降
- Back & Knee Up/down Simultaneously 背腿连动升降

主要功能

- 背部升降
- 腿部升降
- 整床升降
- 背腿连动升降
- 可手摇升降

产品参数

- 产品规格: L2170 × W960 × H270mm (±10mm)
- 背部倾斜: 75° (±5°)
- 腿部倾斜: 40° (±5°)
- 可调节高度: 270-670mm (±10mm)
- 包装尺寸: 2080 × 950 × 290mm

标准配置

- 高级医疗电机三个, 控制手柄一个
- 双面轮四个
- ABS床头尾板一套
- 弯曲铁制护栏一套
- 不锈钢输液架一支
- 塑钢摇柄一个

可选配置

- 床垫
- 床头柜
- 餐桌板
- 陪护椅
- 移动餐桌

Main Functions

- Back section up/down
- Knee section up/down
- Whole bed up/down
- Back & Knee up/down simultaneously
- Manual controllable

Related Parameters

- Dimension: L2170 × W960 × H270mm (±10mm)
- Back Tilting: 75° (±5°)
- Knee Board Tilting: 40° (±5°)
- Adjusted Height: 270-670mm (±10mm)
- Packing Size: 2080 × 950 × 290mm

Standard Configuration

- 3PCS advanced medical actuators, 1PC handset
- 4PCS luxurious casters
- 1 ABS head/foot boards
- 1 set curved steel side rails
- 1PC S.S. I.V. pole
- 1PC plastic hand crank

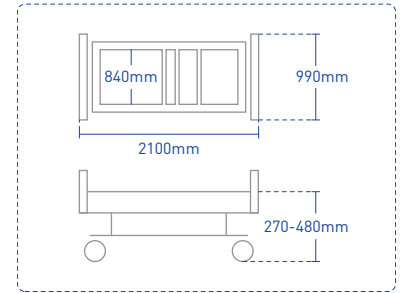
Optionals

- Mattress
- Bedside cabinet
- Table plate
- Accompany chair
- Mobile dining table

ELECTRIC BED 电动病床

JC-E2002LZ

TWO FUNCTIONS ELECTRIC HOMECARE BED
电动二功能家居护理床



- Back Section Up / Down 背部升降
- Knee Section Up / Down 腿部升降

主要功能

- 背部升降
- 腿部升降

产品参数

- 产品规格: L2100 × W990 × H480mm (±10mm)
- 背部倾斜: 75° (±5°)
- 腿部倾斜: 40° (±5°)
- 包装尺寸: 2030 × 925 × 500mm

标准配置

- 高级医疗电机两个, 控制手柄一个
- 双面中控轮四个
- 中控刹车系统
- 铝合金护栏一套
- 木制床头尾板一套
- 不锈钢输液架一支

可选配置

- 床垫
- 床头柜
- 餐桌板
- 陪护椅
- 移动餐桌

Main Functions

- Back section up/down
- Knee section up/down

Related Parameters

- Dimension: L2100 × W990 × H480mm (±10mm)
- Back Rest Tilting: 75° (±5°)
- Knee Board Tilting: 40° (±5°)
- Packing Size: 2030 × 925 × 500mm

Standard Configuration

- 3PCS advanced medical actuators, 1PC handset
- 4PCS center-controlled casters
- Center-controlled brake system
- 1 pair Aluminum side rails
- 1 set wooden head/foot boards
- 1PC S.S. I.V. pole

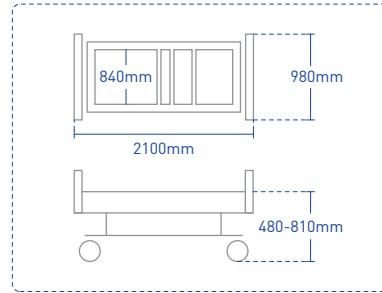
Optionals

- Mattress
- Bedside cabinet
- Table plate
- Accompany chair
- Mobile dining table

MANUAL BED 手动病床

JC-M3001PZ

THREE CRANK MANUAL BED
手动三摇护理床



Back Section
Up / Down
背部升降



Knee Section
Up / Down
腿部升降



Whole Bed
Up / Down
整体升降

主要功能

- 背部升降
- 腿部升降
- 整体升降

产品参数

- 产品规格: L2100 × W980 × H480mm
- 背部倾斜: 75° (±5°)
- 腿部倾斜: 40° (±5°)
- 可调节高度: 485-810mm
- 包装尺寸: 2080 × 950 × 450mm

标准配置

- 手动螺杆三套
- 中控轮四个; 塑胶中控刹车一对
- 塑料床头尾板一对
- PP护栏一对
- 引流挂钩四个, 铝制输液架一支

可选配置

- 床垫
- 床头柜
- 餐桌板
- 陪护椅
- 移动餐桌

Main Functions

- Back section up/down
- Knee section up/down
- Whole bed up/down

Related Parameters

- Dimension: L2100 × W980 × H480mm
- Back Rest Tilting: 75° (±5°)
- Knee Board Tilting: 40° (±5°)
- Adjusted Height: 485-810mm
- Packing Size: 2080 × 950 × 450mm

Standard Configuration

- 3 Sets manual crank systems
- 4pcs center controlled casters;
- 1pair plastic head/foot boards
- 1 pair plastic center-controlled brake.
- 4pcs urine hooks; 1pc aluminum I.V pole

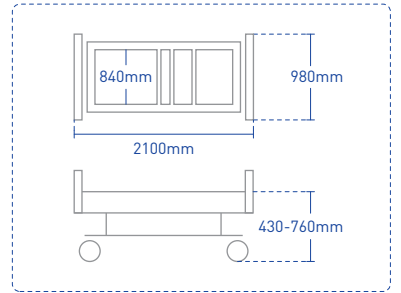
Optionals

- Mattress
- Bedside cabinet
- Table plate
- Accompany chair
- Mobile dining table

MANUAL BED 手动病床

JC-M3001LN

THREE CRANK MANUAL BED
手动三摇护理床



Back Section
Up / Down
背部升降



Knee Section
Up / Down
腿部升降



Whole Bed
Up / Down
整体升降

主要功能

- 背部升降
- 腿部升降
- 整体升降

产品参数

- 产品规格: L2100 × W980 × H430mm
- 背部倾斜: 75° (±5°)
- 腿部倾斜: 40° (±5°)
- 可调节高度: 430-760mm
- 包装尺寸: 2020 × 950 × 450mm

标准配置

- 手动螺杆三套
- 豪华面包轮四个
- 塑料床头尾板一对
- 铝合金护栏一对
- 引流挂钩四个, 铝制输液架一支

可选配置

- 床垫
- 床头柜
- 餐桌板
- 陪护椅
- 移动餐桌

Main Functions

- Back section up/down
- Knee section up/down
- Whole bed up/down

Related Parameters

- Dimension: L2100 × W980 × H430mm
- Back Rest Tilting: 75° (±5°)
- Knee Board Tilting: 40° (±5°)
- Adjusted Height: 380-680mm
- Packing Size: 2020 × 950 × 450mm

Standard Configuration

- 3 Sets manual crank systems
- 4pcs luxurious castors
- 1pair plastic head/foot boards
- 1pair Aluminum side rails
- 4pcs urine hooks; 1pc aluminum I.V pole

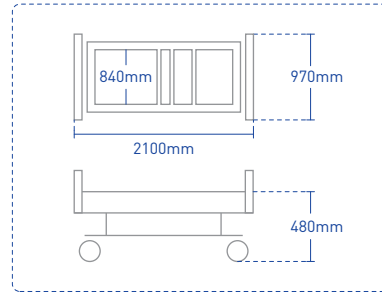
Optionals

- Mattress
- Bedside cabinet
- Table plate
- Accompany chair
- Mobile dining table

MANUAL BED 手动病床

JC-M2001LN

DOUBLE CRANK MANUAL BED
手动双摇床



主要功能

- 背部升降
- 腿部升降

产品参数

- 产品规格: L2100 × W970 × H480mm
- 背部倾斜: 75° (±5°)
- 腿部倾斜: 40° (±5°)
- 包装尺寸: 2020 × 950 × 340mm

标准配置

- 手动螺杆两套
- 豪华面包轮四个
- 塑料床头尾板一对
- 铝合金护栏一对
- 引流挂钩四个, 铝制输液架一支

可选配置

- 床垫
- 床头柜
- 餐桌板
- 陪护椅
- 移动餐桌

Main Functions

- Back section up/down
- Knee section up/down

Related Parameters

- Dimension: L2100 × W970 × H480mm
- Back Rest Tilting: 75° (±5°)
- Knee Board Tilting: 40° (±5°)
- Packing Size: 2020 × 950 × 340mm

Standard Configuration

- 2 Sets manual crank systems
- 4pcs luxurious castors
- 1pair plastic head/foot boards
- 1pair Aluminum side rails
- 4pcs urine hooks; 1pc aluminum I.V pole

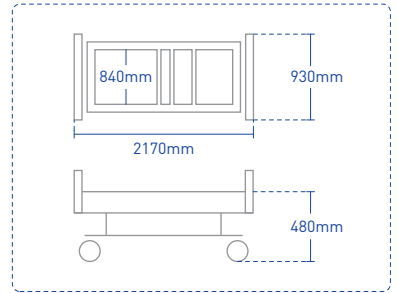
Optionals

- Mattress
- Bedside cabinet
- Table plate
- Accompany chair
- Mobile dining table

MANUAL BED 手动病床

JC-M2002LN

DOUBLE CRANK MANUAL BED
手动双摇护理床



主要功能

- 背部升降
- 腿部升降

产品参数

- 产品规格: L2170 × W930 × H480mm
- 背部倾斜: 75° (±5°)
- 腿部倾斜: 40° (±5°)
- 包装尺寸: 2080 × 950 × 340mm

标准配置

- 螺杆系统两套
- 双面轮四个
- ABS床头尾板一对
- 弯曲不锈钢护栏一对
- 引流挂钩四个
- 铝制输液架一支

可选配置

- 床垫
- 床头柜
- 餐桌板
- 陪护椅
- 移动餐桌

Main Functions

- Back section up/down
- Knee section up/down

Related Parameters

- Dimension: L2170 × W1030 × H480mm
- Back Rest Tilting: 75° (±5°)
- Knee Board Tilting: 40° (±5°)
- Packing Size: 2080 × 950 × 340mm

Standard Configuration

- 2 sets manual cranks systems
- 4pcs double casters
- 1 pairs ABS head/foot boards
- 1 pair curved S.S. siderail
- 4 pcs urine hooks
- 1 pc aluminum I.V. pole

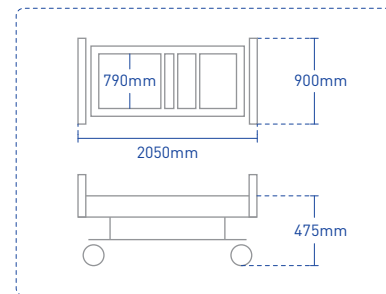
Optionals

- Mattress
- Bedside cabinet
- Table plate
- Accompany chair
- Mobile dining table

PEOPLE-ORIENTED
QUALITY AND TECHNOLOGY

HOMECARE BED

家居护理床



JC-2000
Single Crank Manual Bed
手动单摇床

表面处理
高光白喷粉

产品规格
2050 × 890 × 925mm

Surface Treatment
white biking varnish

Dimension
2050 × 890 × 925mm

背部倾斜
72° ± 5°

腿部倾斜
-

Back Tilting
72° ± 5°

Knee Tilting
-

标准配置
· 全塑摇把一套，豪华螺杆一套
· 白色刨花板两张

Standard Configuration
· One set full plastic crank, one set royal screw
· Two set white particle boards.



JC-2001
Double Crank Manual Bed
手动双摇床

表面处理
高光白喷粉

产品规格
2050 × 890 × 925mm

Surface Treatment
white biking varnish

Dimension
2050 × 890 × 925mm

背部倾斜
72° ± 5°

腿部倾斜
40° ± 5°

Back Tilting
72° ± 5°

Knee Tilting
40° ± 5°

标准配置
· 全塑摇把两套，豪华螺杆两套
· 白色刨花板两张

Standard Configuration
· Two sets of full plastic crank, two sets of royal screw crank
· Two set white particle boards.



JC-2003
Electric 2-function Bed
电动2功能床

表面处理
高光白喷粉

产品规格
2050 × 890 × 925mm

Surface Treatment
white biking varnish

Dimension
2050 × 890 × 925mm

背部倾斜
72° ± 5°

腿部倾斜
40° ± 5°

Back Tilting
72° ± 5°

Knee Tilting
40° ± 5°

标准配置
· 医疗双联电机一套，控制手柄一个
· 白色刨花板两张

Standard Configuration
· One set of double motor made in china, one set of controller
· Two set white particle boards.

REHABILITATION SERIES

— 康复系列



WALKER 助行器



JC-8800

Two Button Folding Walker W /
Universal Height Adjustment
双扣助行器

表面处理
本色雾面; 烤漆 (H杆)

Surface Treatment
True gray mist; baking
varnish (H pole)

产品规格
59.5 × 47 × 81.5cm
32"-39"

Specification
59.5 × 47 × 81.5cm
32"-39"



JC-8803

Two Button Folding Walker W /
Universal Height Adjustment With Wheels
双扣带轮助行器

表面处理
本色雾面; 烤漆 (H杆)

Surface Treatment
True gray mist; baking
varnish (H pole)

产品规格
63 × 50.5 × 82.5cm
32"-39"

Specification
63 × 50.5 × 82.5cm
32"-39"



JC-8807

Rising Up Walker
起身助行器

表面处理
本色雾面; 烤漆 (H杆)

Surface Treatment
True gray mist; baking
varnish (H pole)

产品规格
59 × 49 × 82cm
32.5"-37.5"

Specification
59 × 49 × 82cm
32.5"-37.5"



JC-8805

Single Button Fixed Walker
单扣固定助行器

表面处理
本色雾面; 烤漆 (H杆)

Surface Treatment
True gray mist; baking
varnish (H pole)

产品规格
58 × 45 × 82cm
31"-36"

Specification
58 × 45 × 82cm
31"-36"

BATH CHAIR

洗澡椅



JC-7800

Bath Bench With Back
有背洗澡椅

表面处理

本色雾面; 吹塑座板

Surface Treatment

True gray mist;
Blow molded seat pan

产品规格

51 × 50.5 × 68cm
14"-21"

Specification

51 × 50.5 × 68cm
14"-21"



JC-7801

Bath Bench Without Back
无背洗澡椅

表面处理

本色雾面; 吹塑座板

Surface Treatment

True gray mist;
Blow molded seat pan

产品规格

51 × 38.5 × 43cm
14"-21"

Specification

51 × 38.5 × 43cm
14"-21"



JC-7806

Round Stool
圆型洗澡椅

表面处理

本色雾面; 吹塑座板

Surface Treatment

True gray mist;
Blow molded seat pan

产品规格

33 × 33 × 36.5cm
14.5"-21.5"

Specification

33 × 33 × 36.5cm
14.5"-21.5"



JC-7809

Rotating Shower Chair
浴缸旋转洗澡椅

表面处理

高光白喷粉

Surface Treatment

White baking varnish

产品规格

735 × 530 × 510

Specification

735 × 530 × 510mm



JC-7810

S.S. Rotating Shower Chair
不锈钢浴缸旋转洗澡椅

表面处理

抛光

Surface Treatment

Polishing

产品规格


730 × 530 × 510

Specification

730 × 530 × 510mm

COMMUNE CHAIR

马桶椅



JC-CM04

Deluxe tilting commode
with casters
豪华倾斜马桶椅

表面处理

烤漆

产品规格

560 × 910 × 1100mm

座板离地高度

510mm,
可倾斜角度: ≥26°

Surface Treatment

Baking varnish

Specification

560 × 910 × 1100mm

Seat height

510mm,
Tilting degree: ≥26°



JC-CM03

Deluxe aluminum commode
with casters
豪华铝制四轮马桶椅

表面处理

烤漆

产品规格

545 × 965 × 910mm

座板离地高度

505mm

Surface Treatment

Baking varnish

Specification

545 × 965 × 910mm

Seat height

510mm,



JC-CM01

Aluminum Commode Chair
With Casters
铝制四轮马桶椅

表面处理

雾面处理

产品规格

420 × 420 × 940mm

Surface Treatment

True gray mist

Specification

420 × 420 × 940mm



JC-3500

Single Crank
Home-care Bed
马桶扶手架

表面处理

本色雾面

产品规格

58 × 44 × 66cm
26"-30"

Surface Treatment

True gray mist

Specification

58 × 44 × 66cm
26"-30"

TRANSFERRING SERIES

转运移位系列



JC-PL01

Electric Patient Lift 电动移位车



主要功能

- 吊臂上下升降

标准配置

- 高级医疗电机一套
- 万向轮四个

Main Functions

- Lift up / Down

Standard Configuration

- Advanced medical actuator actuator
- 4pcs plastic casters

产品规格

- 最大安全承重: 150kg
- 可调节升降高度: 730-1620mm
- 底座展开尺寸: 558-830mm
- 电机推杆推力/拉力: 8000N
- 产品包装: 1130 × 600 × 260mm
- 产品尺寸: 1110 × 560 × 1160mm

Related Parameters

- Max Loading: 150kg
- Adjusted Height: 730-1620mm
- Base Enlarging Size: 558-830mm
- Actuator Pull / Push Forces: 8000N
- Packing Size: 1130 × 600 × 260mm
- Dimension: 1110 × 560 × 1160mm

JC-ES01

Manual Emergency Stretcher 手动担架车



标准配件

- 床垫, 盐水架

产品尺寸

- 1930 × 650 × 820-520mm

主要功能

- 摇手顺时针方向摇时, 车体向上, 逆时针方向摇时, 车体向下
- 有明确的箭头标记指示使用者进行操作
- 中控轮, 直径150mm, 配有中央导向轮, 方便使用者控制车体行进方向
- 可升降PP护栏, 一体吹塑成型床面板

Accessories

- Mattress, i.V pole frame

Dimensions

- 1930 × 650 × 820-520mm

Main Functions

- Hand shake clockwise, counterclockwise direction to the body, shaking, body down
- A clear arrow mark indicating the user to operate
- In the control wheel, diameter 150mm, equipped with central steering wheel to facilitate the user to control the direction of the vehicle body
- Capable of lifting PP guardrail, integral injection molding

JC-ES02

Hydraulic Emergency Stretcher 液压担架车



标准配件

- 输液架, 床垫

产品尺寸

- 1920 × 740 × 850-520mm

配选

- PP床面板, PP护栏

主要功能

- 两个独立液压泵, 整体高低可调节
- 背板、腿板角度可调节, 整床可前后倾斜
- 中控刹车, 中控轮直径150mm, 配有可升降中央导向轮, 方便使用者控制车体行进方向
- 表面静电粉末喷涂, 冷轧钢管床架

Accessories

- I.V pole, Mattress

Dimensions

- 1920*740mm

Optional

- 1PP headboard, PP guardrail

Main Functions

- Two separate hydraulic pump, bed position adjustable
- Back section panel and leg section panel can be adjustable
- Central lock brake, diameter 150mm, 6inch, mate with guide wheel, operate the direction of cart
- Top coat: electrostatic powder coating; bed frame: cold-rolled steel tube

HOSPITAL MATCHING SERIES

医院配套系列



JC-AC01
Accompany Chair
陪护椅

材质
高周波PVC软垫

Material
High frequency PVC soft seat

产品规格
折叠: 650 × 610 × 950mm
展开: 650 × 610 × 1900mm

Dimension
Folding: 650 × 610 × 950mm
Unfolding: 650 × 610 × 1900mm



JC-2200
Screen
四页屏风

材质
防火PVC皮

Material
PVC with fireproofing

产品规格
1800 × 200 × 1675mm

Dimension
1800 × 200 × 1675mm



JC-WC02-S
Two Seats S.S.
Waiting Chair
不锈钢两座候诊椅

表面处理
横梁酸洗防锈处理, 经典高温烤漆; 座椅电镀处理

Material
Crossbar sprayed with static powder after antirust treatment

产品规格
1220 × 680 × 800mm

Dimension
1220 × 680 × 800mm



JC-WC04-T
Four Sets Steel
Waiting Chair
铁制四座候诊椅

表面处理
横梁喷涂户外漆粉; 座椅做除锈处理后, 作静电喷粉; 扶手脚除锈后电镀; 边条抛光后, 作镀铬处理

Material
Crossbar sprayed with outdoor powder; seats sprayed with static powder after antirust treatment; armrests and legs: Chrome plate

产品规格
2300 × 650 × 780mm

Dimension
2300 × 650 × 780mm

CART SERIES

推车系列



JC-BB01

Baby Cart 婴儿床

产品规格

- 800 × 500 × 780-980mm
- 可调节高度: 200mm
- 可调节婴儿盆前后倾斜30°

Related Parameters

- 800 × 500 × 780-980mm
- Adjusted Height: 200mm
- Baby Basin Tilting: 30°

产品特点

- 气控升降装置可以调节高低
- 纯铝合金立柱, 高强度透明婴儿盆
- 气拉调节整个婴儿盆的倾斜
- 绿色、粉红色、蓝色三种产品颜色

Product Features

- Gas spring lifting device can adjust the vertical position
- Pure aluminum alloy column, transparent high strengthening baby basin
- Lockable gas springs control the inclined gradient to avoiding overflows
- Optional color: green, pink, blue



JC-BC01

Bedside Cabinet 床头柜

产品规格

47 × 47 × 76cm

Related Parameters

47×47×76cm

产品特点

- 产品主要组成材料为塑料, 耐腐蚀及易清洁
- 两边均带有不锈钢毛巾架
- 可选四个塑胶万向轮

Product Features

- It is made of plastic material, corrosion resistance and easy clean
- There are S.S. towel racks in both side of cabinet.
- Can Choose Four Plastic Cardan Wheels



JC-ET01

Emergency Trolley 急救车

产品规格

800 × 495 × 920mm

Related Parameters

900×500×850mm

产品特点

- 车体主要由塑、铝、钢结构组成;
- ABS注塑模具成型工艺台面、易清理;
- 四柱承重;

Product Features

- Mainly made of plastic, aluminum and steel.
- ABS top board, easy to clean.
- Four columns.



JC-ET03

Emergency Trolley 急救车

产品规格

800 × 495 × 920mm

Related Parameters

900×500×850mm

产品特点

- 车体主要由塑、铝、钢结构组成;
- ABS注塑模具成型工艺台面、易清理;
- 四柱承重;

Product Features

- Mainly made of plastic, aluminum and steel
- ABS top board, easy to clean
- Four columns



JC-MT01

Medical Trolley 治疗车

产品规格

610 × 410 × 850mm

Related Parameters

610×410×850mm

产品特点

- 车体主要材料采用冷钢喷塑件
- ABS注塑模具成型工艺台面，耐磨、防渗透、易清理
- 底部带两个悬挂式污物桶，可水平旋转

Product Features

- Mainly made of cold rolling steel frame with power coated
- ABS top board, easy to clean
- Two suspended trash barrels, and can be rotated horizontally



JC-BC02

Deluxe blow molding bedside cabinet 豪华吹塑床头柜

产品规格

485 × 465 × 795mm

产品规格

-

Related Parameters

485 × 465 × 795 mm

Product Features

-



JC-MT02

Medicine Trolley 送药车

产品规格

750 × 410 × 980mm

Related Parameters

750×410×980mm

产品特点

- 主体材料采用塑钢结合
- 台面采用工程塑料制成，配有玻璃平垫，易清洁，耐腐蚀
- 抽屉用三节滚珠导轨，可拿出且活动轻巧
- 可选配置：除颤平台、伸缩式副工作台、电源座、氧气瓶断针桶、双联垃圾桶、储物盒

Product Features

- The body is made of plastic combined with steel.
- The table is made of engineering plastic, noble gorgeous, ease to clean, corrosion resistance.
- Drawer adopts three section type ball guide, can take out and high flexibility.



JC-BC03

Deluxe plastic steel bedside cabinet 豪华塑钢床头柜

产品规格

500 × 500 × 700mm

产品规格

-

Related Parameters

500 × 500 × 700 mm

Product Features

-



JC-MRT02

Medical Record Cart 病历车

产品规格

750 × 410 × 980mm

Related Parameters

750×410×980mm

产品特点

双排50格带抽，静音轮（2个带刹车）

Product Features

Double rows, 50 layers with 2 drawers, noiseless casters (2 brakes)



JC-DC01

S.S Dirt Cart 不锈钢污物车

产品规格

900 × 500 × 850mm

Related Parameters

900×500×850mm

产品特点

不锈钢

Product Features

Made of stainless steel.



ACCESSORIES SERIES

配件系列



JC-PT01

Mobile table
移动餐桌

产品规格

770 × 390 × 715-1050mm

Dimension

770 × 390 × 715-1050mm



JC-PT02

Deluxe mobile table
豪华升降移动餐桌

产品规格

800 × 400 × 695-980mm

Dimension

800 × 400 × 695-980mm



JC-PL10

Floor-type monkey pole
落地式翻身架

产品规格

735 × 635 × 1915mm

Dimension

735 × 635 × 1915mm



JC-M01

Mattress
床垫

材质

椰棕+海绵
蓝色单面防水帆布

产品规格

1950 × 840 × 80mm

Material

Foam+Fiber
Blue canvas with waterproof

Dimension

1950 × 840 × 80mm



JC-M02

Mattress
床垫

材质

PU面
挤压椰棕

产品规格

1900 × 840 × 80mm

Material

PU
Squeezing coconut fiber

Dimension

1900 × 840 × 80mm



JC-M03

Mattress
床垫

材质

纳米超纤皮革
高弹海绵

产品规格

1900 × 840 × 80mm

Material

Nano microfiber leather
High-elasticity sponge

Dimension

1900 × 840 × 80mm



JC-C01



JC-C02



JC-C03



JC-CCB1



JC-H01



JC-H02



JC-H03



JC-H04



JC-H11



JC-H21



JC-S01



JC-S02



JC-S03



JC-S04



JC-S05



JC-TP01



JC-IV04



JC-IV04-H



JC-WP01

骏诚医疗科技
 JUNCHENG MEDICAL TECHNOLOGY
 www.zsjunchengcare.com